



# Industrial Ethernet Switches


## 3U CompactPCI Serial




**G101**



**G102**



**G303**



**G304**

**Channels**

24 × 1000BASE-T,  
or 24 × 1000BASE-T  
plus 1 × 2.5 Gb SFP  
  
*Compatible with  
additional line cards*

24 × 1000BASE-T  
  
*Compatible with  
additional line cards*

16 × 1000BASE-T

5 × 1000BASE-T

**Management**

Fully Managed

Fully Managed

Unmanaged

Unmanaged

**Front Connector**

RJ45 + SFP or  
M12 A-coded

M12 X-coded

RJ45 or  
M12 A-coded

RJ45 or  
M12 X-coded

**Consumption**

