


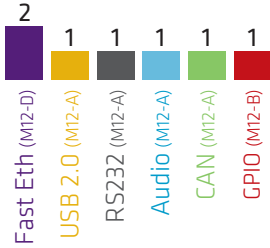
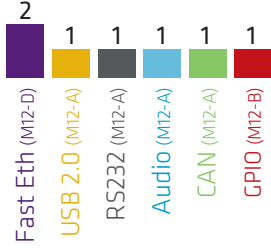



Standard Railway Panel PCs



	 DC17	 DC15	 DC13
Screen	12.1" 4:3 TFT LCD panel	10.4" 4:3 TFT LCD panel	8.4" 4:3 TFT LCD panel
Resolution	1024 × 768 pixels (XGA)	1024 × 768 pixels (XGA)	800 × 600 pixels
User Interface	Projected Capacitive Touch (PCT)	32 backlit buttons with tactile feedback or: Projected Capacitive Touch (PCT)	20 backlit buttons with tactile feedback
CPU	AMD G-Series T40E dual-core	AMD G-Series T40E dual-core	Intel Atom E620T
Standard Interfaces			
Wireless <i>(LTE, GNSS (optional), WLAN)</i>	1 × PCIe Mini Card slot 1 × M.2 card slot 2 × micro-SIM card slot	1 × PCIe Mini Card slot 1 × M.2 card slot 2 × micro-SIM card slot	1 × PCIe Mini Card slot - M.2 card slot 1 × micro-SIM card slot
Power Supply	24 V DC nom. or 110 V DC nom. Ultra wide range input	24 V DC nom. or 110 V DC nom. Ultra wide range input	48 V DC nom. PoE: PD, supply class 0